




silvadec

Life is composite




Our maintenance advice for the Atmosphere and Aluminium boards

Atmosphere board



Decking




Fencing



Cladding

Aluminium board



Fencing



door

> ATMOSPHERE AND ALUMINIUM BOARDS

It is essential to wash decking and fencing once a year, ideally in spring, using soapy water, which should be warm for optimum action. We strongly recommend using a **broom** to wash Atmosphere boards and a **sponge** to wash Aluminium fences, as some long-handled brooms can cause scratches.



TIP:

Scatter sodium-bicarbonate-based laundry detergent powder (e.g. "Le Chat Expert®") on the boards, wet the cleaning utensil with warm water, rub the surface, leave to work and rinse with plenty of water.

Recommended equipment for cleaning Atmosphere deck boards



Ref. FE03-v13



WHAT TO DO IN THE EVENT OF...

Type of mark	Cause	Action(s) to take
SCRATCHES	Gravel, sharp objects, etc.	ATMOSPHERE DECK BOARDS ONLY: Use a brass-plated steel brush, available in DIY stores, to brush vigorously in the direction of the boards. Note that this solution is unsuitable for fencing boards and open rhombus cladding, as it would cause irreversible damage to the surface of these boards!
MINERAL DUST (Chalk)	Dusty environment (stone, chalky ground)	If cleaning with a sodium bicarbonate laundry detergent is not completely effective, use a bathroom descaler. Test beforehand on a small area, leave to work, scrub with a long-handled brush and rinse with plenty of water.
MOSS / LICHEN	Inadequate maintenance of the boards creates an environment very conducive to moss growth	Use a green mould and algae remover without bleach. Testing it in an inconspicuous area before use.

THINGS YOU SHOULD NEVER DO

- Do not use high-pressure cleaning equipment
- Do not use solvent
- Do not apply staining oil, paint or protective/restorer products.

